

WINTER HOLIDAY HOMEWORK

THEME: OUR NEIGHBOURHOOD

CLASS IV

Dear Parents,

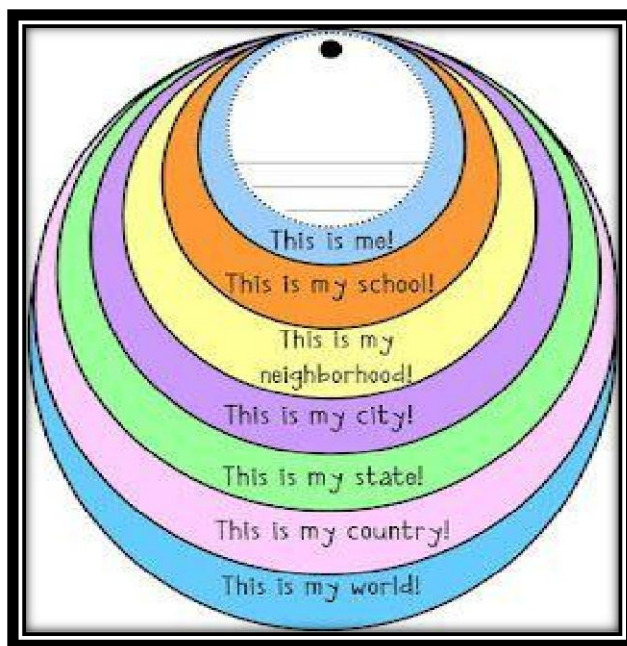
The Winter Vacation has begun. To keep our students engaged in fun based learning activities we have compiled a set of activities for the Winter Vacation. You may have to help your child to complete the home-work. Please take a print out of the home-work sheets and follow the instructions. Kindly make sure that your child submits the homework to the class teacher/ subject teacher as per the submission dates suggested. Please take care of the neatness of work.

“ No one is rich enough to do without a neighbour. ”

EVS

Activity 1: Me on the Map!!

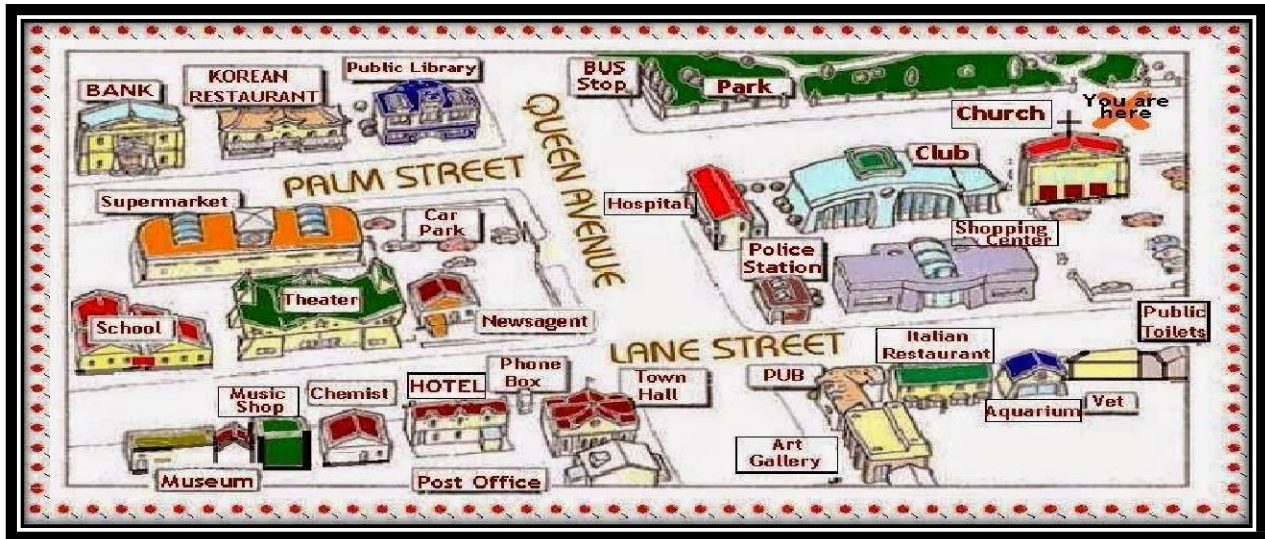
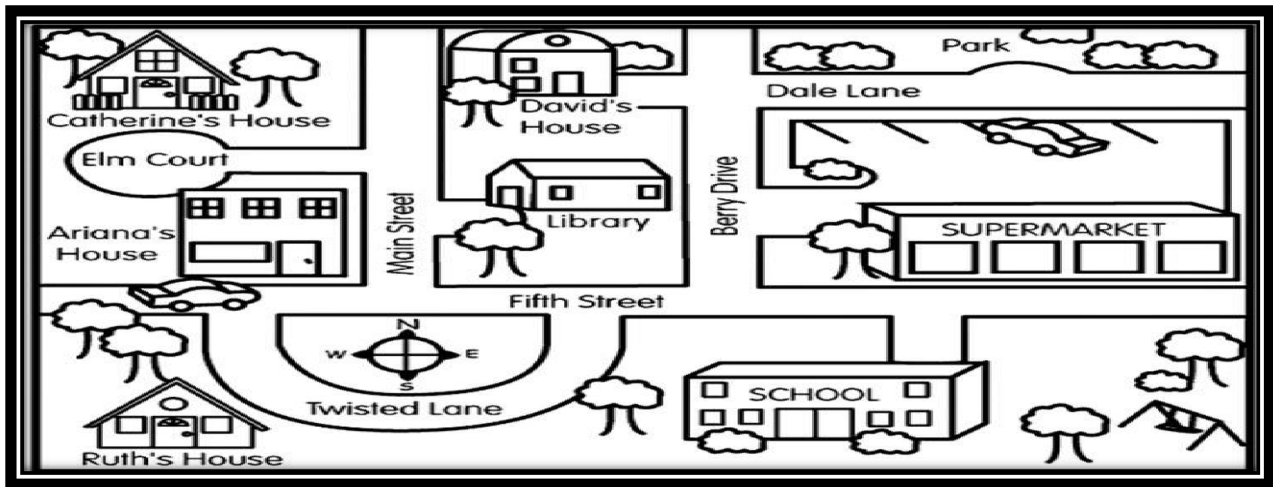
- *The universe that surrounds us is vast, and we are so very small. The place where we live, our town, our state, our country, our continent and our planet all are important part of this universe. So map yourself on the universe as shown in the sample.*
- *You will need coloured A4 pastel sheets to create a key chain object as shown below. Paste related pictures as well.*



Activity 2: Make Your Own Neighbourhood Map!!

A neighbourhood map shows residential and business areas and some of the main streets and buildings in the neighbourhood. Create a map of your neighbourhood by surveying the streets and using various mapping techniques.

- **Materials required:** A4 size paper, pencil, eraser, markers and colour pencils.
- **How to prepare:** Go for a walk and explore your neighborhood. While you are walking point out different aspects like houses, roads, signs and nature. Draw a map showing your neighbourhood and the main landmarks around your house denoting their directions. The Map has to be drawn on a pastel sheet. Here are some samples for reference:



ENGLISH

Activity 1: Conduct a Neighbourhood Survey!!

Neighbours are the ones you live with in the same locality, share the same street, the same park or garden. But many of us barely know our human neighbours, let alone other species living in the same area. Now it is time to interact with your neighbours.

Conduct a survey to gather input from the neighbourhood on a variety of topics, including the boundaries of the neighbourhood, availability of important places in the neighbourhood, issues/concerns, and future opportunities.

- **Developing your survey process:** Consider what information you want to know before you select/develop your survey questions. What information do you need to gain a better understanding about your neighbourhoods' interests and concerns?
- **Methods of surveying:** i) Door to door ii) Face to face
- **Questions for the survey:** Design your own questionnaire with minimum 10 questions. Sample questions to conduct the survey are listed below. (place duly filled in questionnaires in a proper folder and submit them on the date as specified below)
 1. How long have you lived in this neighbourhood?

0-5 years	5-10 years	10-20 years	More than 20 years
-----------	------------	-------------	--------------------
 2. In some neighbourhoods, people do things together and help each other. In other neighbourhoods, people mostly go their own way. What kind is your neighbourhood?

One where people help each other	One where people go their own way
----------------------------------	-----------------------------------
 3. How many cultural events take place in your neighbourhood in a year?

2-4	5-8	8-10	More than 10
-----	-----	------	--------------
 4. How many parks are there in your neighbourhood?

1-2	3-4	5-6	More than 6
-----	-----	-----	-------------
 5. How many ATM's are there in your neighbourhood?

1-2	3-4	More than 4
-----	-----	-------------

Activity 2: Keep Your Neighbourhood Clean!!

We always love to be in a society that is clean and green. We all are advocates for a neat and clean neighbourhood. So get started and make a beautiful poster on keeping your neighbourhood clean. Make a colourful poster with a message on a pastel sheet.

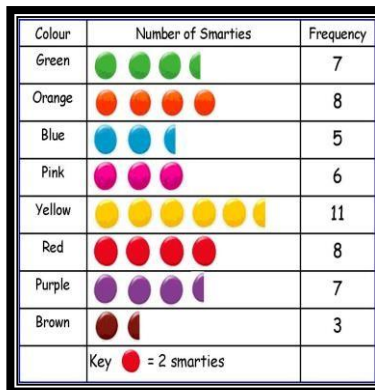
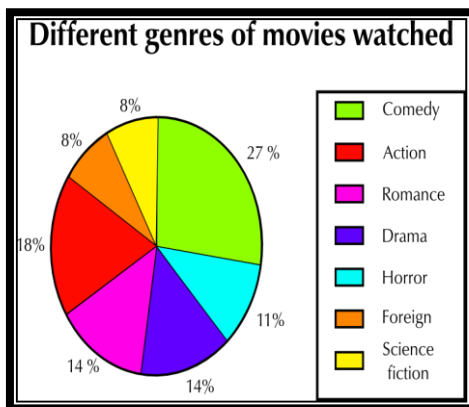
MATHEMATICS

Activity 1: Data Handling!!

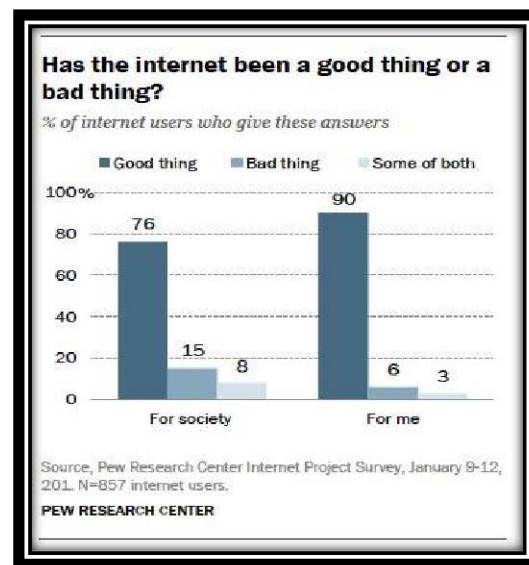
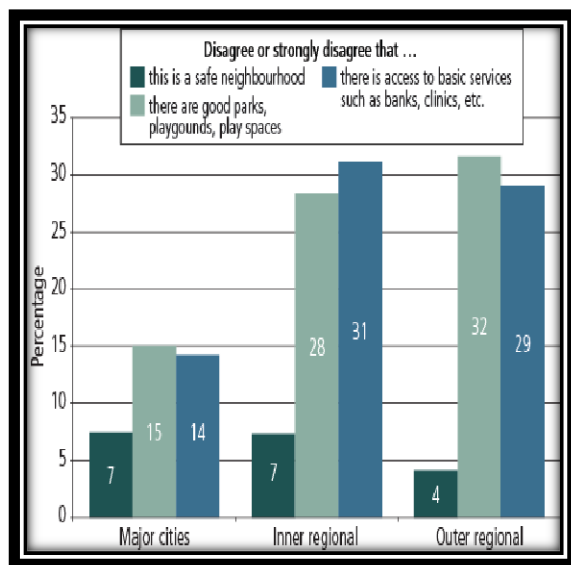
Data handling is one of the most interesting activities of Mathematics. It includes analysing data in various contexts and looking for patterns and generalities within them.

You have gathered data about your neighbourhood. Now it is time to analyse, depict and draw out conclusions from this data. Follow the instructions as given below:

- Prepare tables, pictograms, pie charts and bar graphs to represent the data collected during the survey of your neighbourhood.
- Make sure to clearly label all tables, pictograms, pie charts and bar graphs.
- Draw the tables, pictograms and pie charts on a pastel sheet. Paste the bar graph on the pastel sheet and compile them in a folder with a proper conclusion.
- Some samples have been shared for reference only:



Sports	Tally	No of Students
Basketball		6
Ice Hockey		5
Baseball		4
Soccer		2



ICT

Activity 1: Online Survey!!


- Click on the link provided below and fill the survey about your neighbourhood.
- This survey, which asks about topics ranging from neighbours' participation in neighbourhood activities to how safe they feel in the streets, helps you determine where your neighbourhood needs improvement.

<https://www.surveymonkey.com/mp/neighborhood-feedback-survey-template/>



READING IS FUN

One is never alone when one is with books. Sitting in your room with your book you could go off to faraway places, meet all kinds of people, animals, birds and even fairies. What fun! Reading will teach you many new words. You will write better and speak well. Read the book 'The Adventures of Robinson Crusoe' during this vacation and be ready for book discussion.



Happy winters!!!