

RAO BALRAM PUBLIC SCHOOL (RECOGNISED & AFFILIATED TO CBSE)

WINTER VACATION HOMEWORK
THEME-FESTIVALS & CELEBRATIONS
CLASS II

NAME: _____

ROLLNO: ____

Dear Parents,

The winter vacation has begun. To keep our students engaged in fun based learning we have compiled a set of activities as suggested by CBSE . You may have to guide your child to complete the homework. Please take a print out of the activity sheets and follow the instructions. Kindly make sure that your child submits the homework to the class teacher/subject teacher as per the submission dates suggested.

"The greatness of a culture can be found in its festivals.

Festivals are fun for kids, fun for parents and offer a welcome break from the stresses of the nuclear family. Festivals promote diversity, they increase creativity , offer opportunities for civic pride and improve our general psychological well-being. In short, they make cities better places to live."



ENGLISH :

•THE CREATIVE CORNER

Design a greeting card for your friends or relatives with a goodwill message on the occasion of festivals and celebrations.

Place your greeting card in a self made envelope.

(Use an eye-catching thick coloured paper to make the envelope.)



•FESTIVAL WORD SEARCH (PASTE IN ENGLISH NOTEBOOK)

Encircle seven festivals hidden in the grid below. Note down your time to solve the puzzle grid. YOUR TIME: 

R	I	X	Y	D	E	E	P	L	Y	Q	O
E	N	Z	C	I	C	X	O	P	A	W	P
P	D	X	Y	W	H	Y	N	O	S	E	Q
U	E	Z	X	A	R	Z	G	I	D	T	R
B	P	H	O	L	I	C	A	U	F	Y	S
L	E	X	N	I	S	X	L	Y	G	U	T
I	N	Y	A	X	T	V	Z	T	H	I	U
C	D	Z	M	Y	M	N	X	E	J	O	V
D	E	X	Q	Z	A	M	C	W	K	P	W
A	N	Y	T	P	S	L	Y	Q	L	C	X
Y	C	Z	X	Q	P	D	U	A	O	V	Y
X	E	X	Y	W	X	U	P	S	P	B	Z
Y	D	Y	W	X	Y	R	L	D	U	N	Q
Z	A	Z	O	Y	Z	G	M	F	Y	Q	E
X	Y	J	A	N	M	A	S	H	T	M	I
Y	X	X	Y	Z	S	P	X	Q	Q	Z	D
Z	Y	G	X	M	P	U	Y	R	W	X	O
Y	Z	U	Y	N	Q	J	Z	S	E	Y	P
X	V	R	Z	O	Y	A	M	T	G	M	Q
Z	X	U	Q	P	Z	X	K	U	H	V	R
X	Q	P	L	Q	J	Y	I	V	J	Z	S
Y	Z	U	M	A	I	Z	D	S	A	C	T
Z	Y	R	G	S	V	Q	X	Y	Z	Q	M
X	Q	A	Y	X	Y	Z	Q	S	T	M	O
Y	Z	B	A	I	S	A	K	H	I	Q	L

ENVIRONMENTAL STUDIES - JAR of HAPPINESS



Be so **HAPPY** that when
others see you, they
become **HAPPY** too!



Dear children, what makes you happy?

People, pets, hobbies, sports, achievements, a new toy, an ice cream or a trip to the amusement park.....and the list is endless.

- **Draw your own Happiness jar for the year on an A4 coloured Pastel sheet and decorate it with the material of your own choice.**
- On small strips of coloured paper, write or draw the things that give you happiness. (as many as you wish)
- Now aesthetically paste these paper strips on your happiness jar. Your happiness jar is ready!
- You may refer to the link given below for this activity.

<https://www.wikihow.com/Keep-a-Happiness-Jar>



MATHEMATICS :

UTTARAYAN / KITE / MAKAR SANKRANTI FESTIVAL

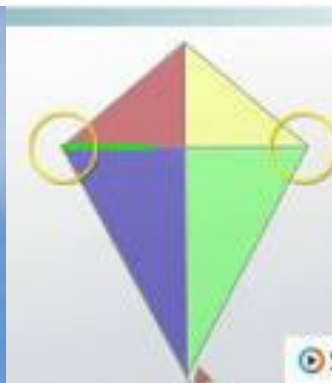
The festival of Uttarayan marks the day when winter begins to turn into summer, according to the Indian calendar. It is the sign for farmers that the sun is back and that harvest season is approaching which is called Makara Sankranti. This day is considered to be one of the most important harvest day in India. Many cities of Gujarat organize kite competition for their citizens where the people compete with each other. **So students get ready to make your own kite. For making your kite you need to use geometrical patterns. Keep the dimensions 10"x10" to proceed to the next activity.**

Follow the link given below to make a beautiful kite under your parents guidance.

<https://www.wikihow.com/Make-an-Easy-Kite>

http://www.ncert.nic.in/pdf_files/Loveneet_kumari.pdf

You may require the following-



- Now choose any number and represent that number on the kite in the manner given below:



Use a colourful pastel sheet to make a big cut out of your name's first letter, as shown in the picture, choose any two digit number and represent it on the kite made by you earlier as per the example given below.

Instructions:

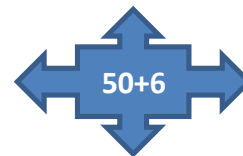
For example this kite has been made by Karishma

Karishma stuck four bows on the string of her kite.

She did the activity using her chosen number **56**.



On the first bow she wrote the place value.




On the second bow she wrote the number name.



On the third bow she wrote the number which is 10 more.



On the fourth bow she wrote the number which is 100 more.



Dear students,

You can complete this activity using your lucky number.

Happy holidays.....